

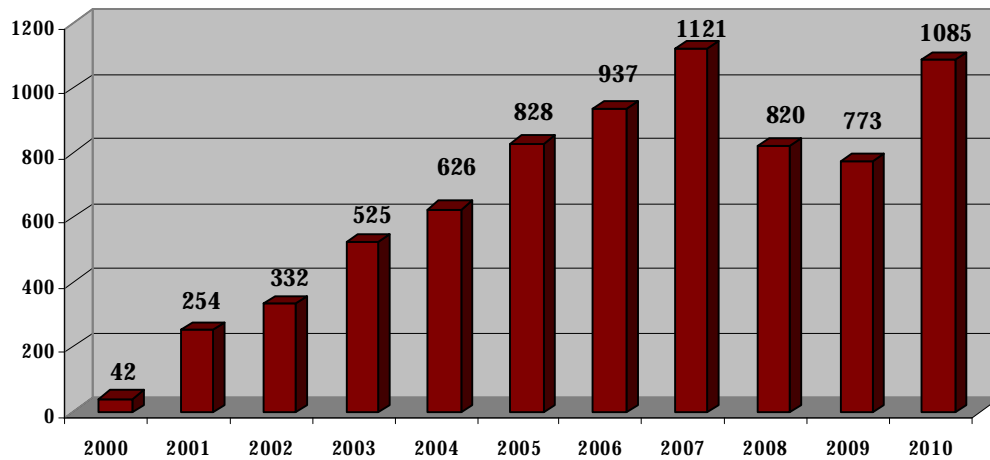


COMBATING TRAFFICKING IN HUMAN BEINGS: UKRAINE

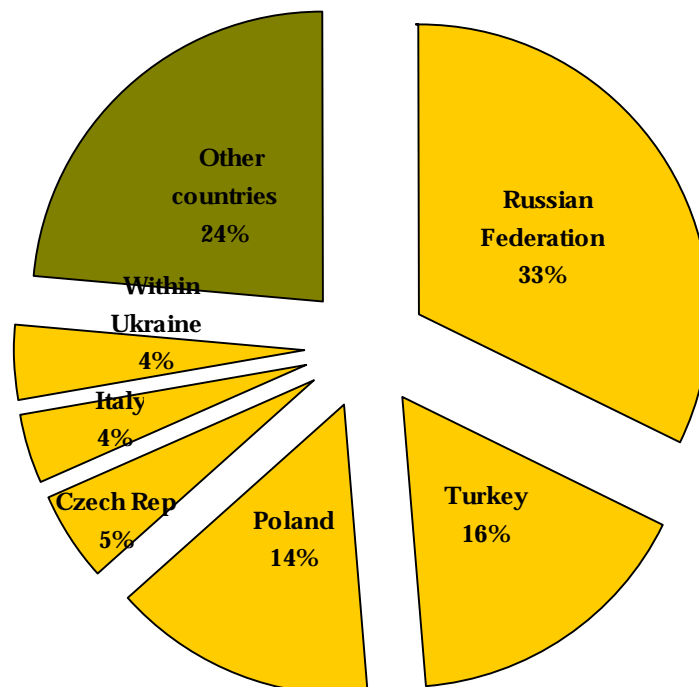
Statistics last updated on 31 December 2010

IOM Ukraine started assisting victims of trafficking (VoTs) in 2000. From January 2000 to December 2010 7343 VoTs received reintegration assistance, which includes legal aid on civil issues, legal consultation and representation for victims serving as witnesses in criminal cases as well as medical care, psychological counseling, reintegration grants, vocational training and other on an individual basis.

1. Number of VoTs assisted by IOM Ukraine (January 2000 – December 2010)



2. VoTs assisted by IOM Ukraine: Countries of destination (January 2000 –December 2010)





¹ Number of victims includes attempts of trafficking

² Figures for Serbia/Montenegro relate to VoTs before June 2006

4. VoTs assisted by IOM Ukraine: Type of exploitation (January 2004 –December 2010)

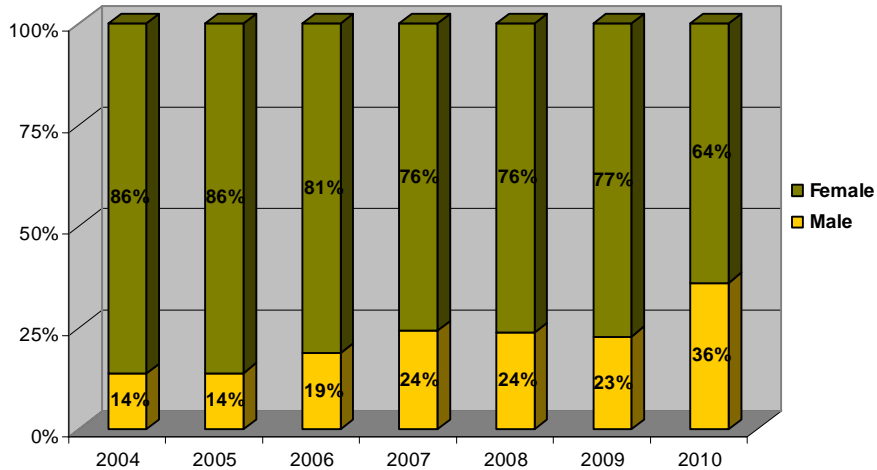
Type of exploitation	2004	2005	2006	2007	2008	2009	2010
Sexual ³	403	558	597	581	392	397	369
Labor ³	190	232	319	500	404	337	612
Mixed	24	28	15	33	7	23	30
Begging	9	10	5	4	14	16	61
Other ⁴	--	--	1	--	3	--	13

³ Includes: 27 attempts (2010), 32 attempts (2009), 20 attempts (2008), 41 attempts (2007), 31 attempts (2006), 58 attempts (2005) and 21 attempts (2004) of trafficking for sexual exploitation; 11 attempts (2010) 2 attempts (2009) and 2 attempts (2007) of trafficking for labor exploitation

⁴ Three cases of involvement into low level criminal activity and ten cases of organ trafficking

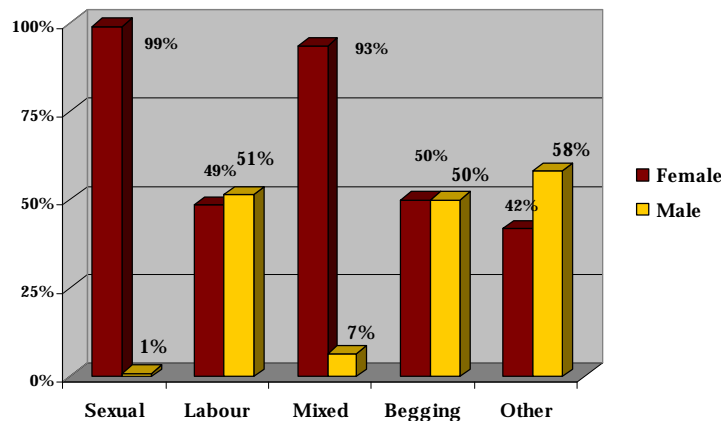
5. VoTs assisted by IOM Ukraine: Gender (January 2004 – December 2010)

Gender	Number of VoTs						
	2004	2005	2006	2007	2008	2009	2010
Female	540	713	761	849	625	596	693
Male	86	115	176	272	195	177	392



6. VoTs assisted by IOM Ukraine: Type of exploitation by gender (January 2007 – December 2010)

Gender	Type of exploitation					Total
	Sexual	Labour	Mixed	Begging	Other	
Female	1722	903	86	47	5	2763
Male	19	953	7	47	10	1036



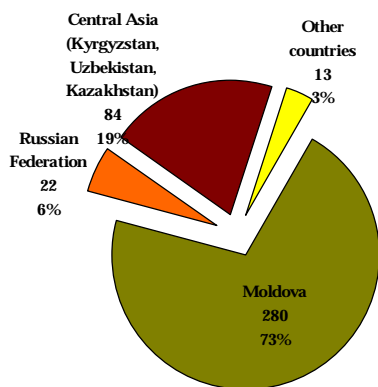


7. Foreign VoTs assisted by IOM Ukraine by citizenship (January 2003 – December 2010)

Citizenship of VoT	Country of destination													
	2003-2007						2008		2009				2010	
	TR	UA	UAE	IL	CZ	RU	UA	RU	CY	TR	UAE	UA	NL	UA
Moldova	247	3	16	--	1	--	--	--	1	--	6	4	--	1
Russian Federation	17	1	--	--	1	2	--	--	--	--	--	1	--	--
Kyrgyzstan	28	5	--	--	--	--	--	--	--	--	--	--	--	--
Uzbekistan	23	8	--	1	--	--	--	--	--	4	--	7	--	4
Kazakhstan	--	4	--	--	--	--	--	--	--	--	--	--	--	--
Belarus	1	--	--	--	--	--	1	--	--	--	--	--	1	--
Georgia	1	--	--	--	--	--	--	--	--	--	--	--	--	--
Slovakia	--	1	--	--	--	--	--	--	--	--	--	--	--	--
India	--	--	--	--	--	--	1	--	--	--	--	--	--	--
Nigeria	--	--	--	--	--	--	--	1	--	--	--	--	--	--
Philippines	--	--	--	--	--	--	--	--	--	--	--	2	--	--
Lithuania	--	--	--	--	--	--	--	--	--	--	--	1	--	--
Czech Republic	--	--	--	--	--	--	--	--	--	--	--	--	--	2
Congo(the DR)	--	--	--	--	--	--	--	--	--	--	--	--	--	1
TOTAL	360						3		27				8	

TR-Turkey, UA-Ukraine, UAE - United Arab Emirates, IL -Israel, CZ - Czech Republic, RU - Russian Federation, CY-Cyprus, NL - Netherlands.

8. Foreign VoTs assisted by IOM Ukraine by citizenship (January 2003 – December 2010)



9. Type of organization referring victims to the IOM Ukraine (2001-2010)

Referring Organizations	2001-2005	2006	2007	2008	2009	2010
IOM missions outside of Ukraine	376	66	19	21	16	7
NGOs (see table 10)	2053	824	1043	732	707	1040
Law enforcement units in Ukraine	91	16	21	25	32	26
Other	45	31	38	42	18	12
Total	2565	937	1121	820	773	1085

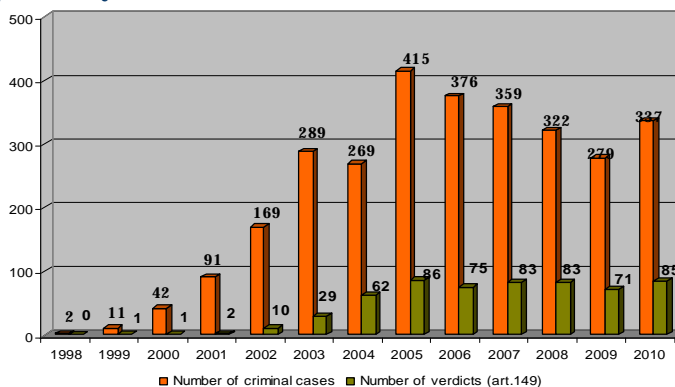
10. Source of VoTs referral to NGOs

Source of referral	Number of VoTs			
	2007	2008	2009	2010
Law enforcement / SBU / SBGs	409	242	323	335
VOTs	277	178	152	344
NGO activities (lectures, projects, media, hotlines etc)	158	171	117	102
Individuals	124	54	62	140
Governmental structures (employment center, local authorities etc)	46	42	36	88
International NGOs	13	1	--	1
Religious organizations	11	1	--	--
NGO network	1	38	15	18
IOM Kyiv	4	--	--	--
Other	--	5	2	12



11. Number of registered crimes filed by CT Department of MOI of Ukraine and number of verdicts passed by the courts of Ukraine according to Art. 149 (previously 124-1) of the Criminal Code of Ukraine (1998 – 2010)

Year	Number of registered crimes *	Number of verdicts* (art.149)
1998	2	--
1999	11	1
2000	42	1
2001	91	2
2002	169	10
2003	289	29
2004	269	62
2005	415	86
2006	376	75
2007	359	83
2008	322	69
2009	279	71
2010	337	85
Total	2874	528

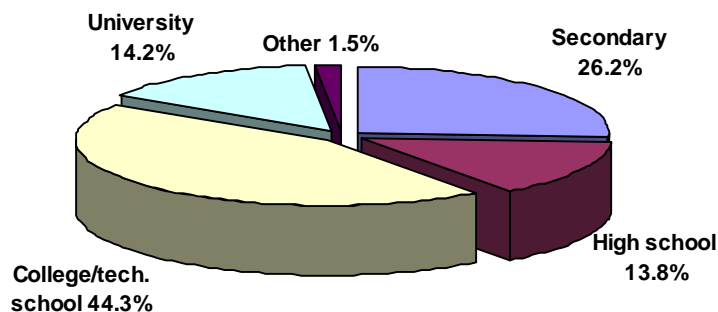


* Information submitted by Counter-Trafficking Department of Ministry of Interior and Supreme Court of Ukraine as of 31 December 2010

December 2010)

Education	2007	2008	2009	2010
Secondary	370	234	183	207
High school	120	100	125	178
College/technical school	461	366	353	498
University	163	115	104	157
Other	7	5	8	45

12. VoTs assisted by IOM Ukraine: Level of education (January 2007-



13. VoTs referred to the IOM Ukraine. Employment status at the end of reintegration period

Type of employment	Number of VoTs									
	2002	2003	2004	2005	2006	2007	2008	2009	2010	
Private business	113	232	201	281	345	267	136	135	172	
Private sector employee	--	--	--	--	121	387	245	279	250	
State owned business	50	86	78	112	142	51	45	34	35	
State sector	46	60	77	92	135	74	89	61	55	
Non-government sector (NGOs)	4	2	--	1	--	1	--	--	--	
Student	26	27	45	45	35	128	115	54	128	
Pupils	3	5	6	12	6	7	9	8	62	
Maternity leave	12	12	13	19	15	20	13	6	8	
Sex industry in Ukraine	1	2	3	5	4	--	10	--	5	
Unemployed	42	26	40	44	25	45	24	53	45	
Unemployed due to drug addiction	1	1	--	2	--	--	--	--	--	
Returned abroad	5	11	8	15	22	22	5	9	--	
Still receiving assistance	--	--	2	69	20	85	114	92	285	
Unknown	25	9	15	22	16	18	7	15	23	
Other	--	--	1	1	2	6	6	1	10	
Total of Ukrainian victims	328	473	489	720	888	1111	818	747	1078	
Repatriated (see table 7)	4	52	137	108	49	10	2	26	7	
Total	332	525	626	828	937	1121	820	773	1085	



14. Reintegration assistance provided by the IOM Ukraine in cooperation with NGOs (2001 – 2010)

VoTs who have been included into the program by the end of 2009 continue getting assistance in 2010

Type of assistance	Number of beneficiaries									
	2001	2002	2003	2004	2005	2006	2007	2008	2009	2010
Airport assistance	95	110	82	71	106	28	25	21	20	9
Port assistance	--	--	53	137	110	81	68	--	--	--
Sheltering	85	4	--	--	29	33	53	87	37	6
Transportation	151	204	261	371	394	537	458	610	413	587
Counselling/Information	254	328	525	626	828	937	1121	820	773	1085
Reinstallation grant	251	317	413	385	645	863	764	1245	883	873
Vocational training/Education	82	104	175	180	339	403	411	605	469	419
Medical assistance	118	268	360	314	558	787	737	1272	592	646
Psychological support	62	218	350	314	480	658	503	545	365	465
Legal services	17	16	46	45	134	327	339	467	218	214
Housing	43	22	36	54	178	436	272	526	311	331
Passport restoration	2	4	4	18	21	26	8	16	10	3
Family support	--	--	45	158	468	595	370	530	429	548
Rehab. Centre Services	--	173	200	191	242	204	174	172	162	233
Transit Shelter Services	--	--	28	137	110	53	71	--	--	--

15. IOM REINTEGRATION NGO PARTNERS IN UKRAINE

Name of Organization	Location	Contact Information
Suchasnyk	Chernivtsi	(38 0372) 58 55 96
Women's Information and Co-ordination Centre	Dnipropetrovsk	(38 056) 370 25 35; 370 25 50
Promin	Dnipropetrovsk	(38 050) 674 81 28
Donetsk League of Business and Professional Women	Donetsk	(38 062) 334 34 00, 334 20 43; 334 34 43
Road to Life	Kharkiv	(38 057) 719 85 30
Women's Community	Kharkiv	(38 057) 714 38 50
Successful Women	Kherson	(38 0552) 26 35 63; 42 37 65
Kirovohrad Oblast Center for Women's Issues	Kirovohrad	(38 0522) 22 58 90; 22 65 79; 22 65 06, 22 65 79
Caritas	Khmelnyskyi	(38 0382) 61 63 71
Espero	Khmelnyskyi	(38 0382) 61 63 71
Educational Center "Women of Donbas"	Luhansk	(38 0642) 55 16 99
Veles	Lutsk	(38 03322) 555 42
Volyn Perspectives	Lutsk	(38 03322) 555 42
Sokal Agency of District Development	Sokal (Lviv Oblast)	(38 067) 335 86 05
Western Ukrainian Center "Women's Perspectives"	Lviv	(38 032) 2 962 962; 295-50-60;
Mykolaiv Fund "Lubystok"	Mykolayiv	(38 0512) 47 82 69
Public Movement "Faith, Hope, Love"	Odesa	(38 0482) 63 33 39; 32 42 24
Family House	Poltava	(38 0532) 53 09 10
Center for Supporting Civil Initiatives "Chayka"	Rivne	(38 0362) 69 00 00; 23 34 57; 23 43 48
Youth Center for Women's Initiatives	Sevastopol	(38 0962) 55 73 90; 55 73 90
Hope and Future	Simferopol	(38 050) 651 56 04; (38 066) 792 69 69
Ternopil City NGO "Revival of a Nation"	Ternopil	National toll-free hotline: 0 800 505 501 or 527 for subscribers of Beeline, KyivStar, MTS and life.)
Uzhgorod Oblast Women's Center "Vesta"	Uzhgorod	(38 03122) 3 20 91;
Progressive women	Vinnytsia	(38 0432) 35 85 60
Men Against Violence	Vinnytsia	(38 0432) 59 20 47
Dzherelo Nadii	Vinnytsia	(38 0432) 53 10 94
Avenir	Zhytomyr	(38 0412) 41 40 38; 36 21 70
Women Information-Consulting Centre	Zhytomyr	(38 0412) 40 07 33; 400 731; 400 732
Caritas	Ivano-Frankivsk	(38 0342) 50 25 46

In addition to these organizations working directly with victims of trafficking, IOM Kyiv supports more than 75 civil society and faith-based organizations working to raise awareness about and prevent trafficking.